



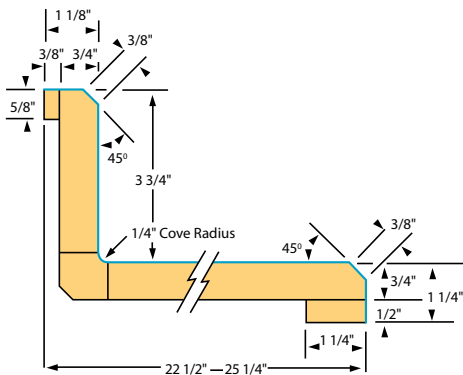
## DIAMOND-TOP™.

DIAMOND-TOP™...opens new doors for design! A distinctive beveled-edge on the backsplash and front edge provides a finely balanced contrast of color and accent creating an exciting new trend in today's kitchens. This unique countertop gives you unlimited color combinations.

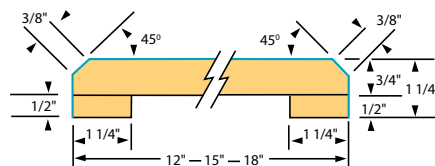
DIAMOND-TOP™. looks hand crafted... a perfect beveled-edge available in any combination of patterns, woodgrains or solids that add the personal touch to any kitchen. Hartson-Kennedy...leader in design.  
(Patent #Des. 272,306)

### Features

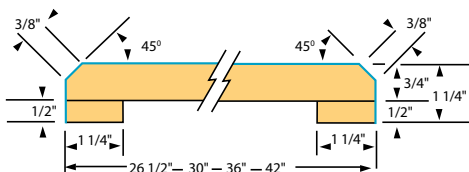
- 1 1/4" front nose with 3/8" beveled-edge.
- 1/4" cove radius for easy cleaning.
- 3/8" scribe for fitting out-of-square walls.
- 1 1/4" front build-up for floating countertop installation.
- Kitchen and vanity tops feature 3 3/4" backsplash.
- 26 1/2" standard bars are beveled-edge both sides.
- Wide bars are beveled-edge both sides.
- Narrow bars are beveled-edge both sides.
- Flat deck top have beveled-edge front, raw back side.



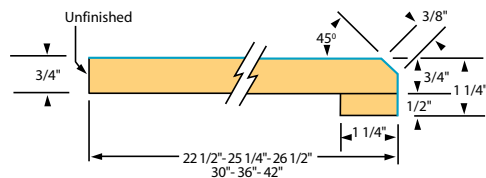
KITCHEN AND VANITY TOP  
DTV-22 1/2  
DTK-25 1/4



BAR TOP  
DTB-12  
DTB-15  
DTB-18



BAR TOP  
DTB-26 1/2  
DTB-30  
DTB-36  
DFB-42



FLAT DECK TOP  
DTFV-22 1/2  
DTFK-25 1/4  
DTFB-26 1/2  
DTFB-30  
DTFB-36  
DTFB-42