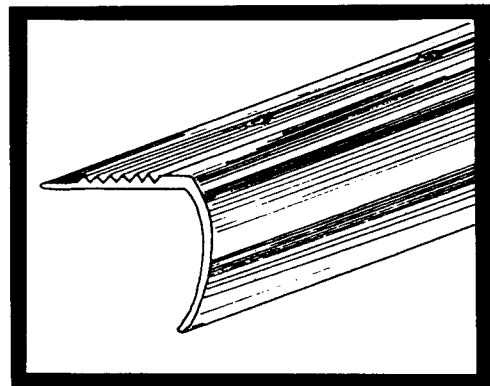

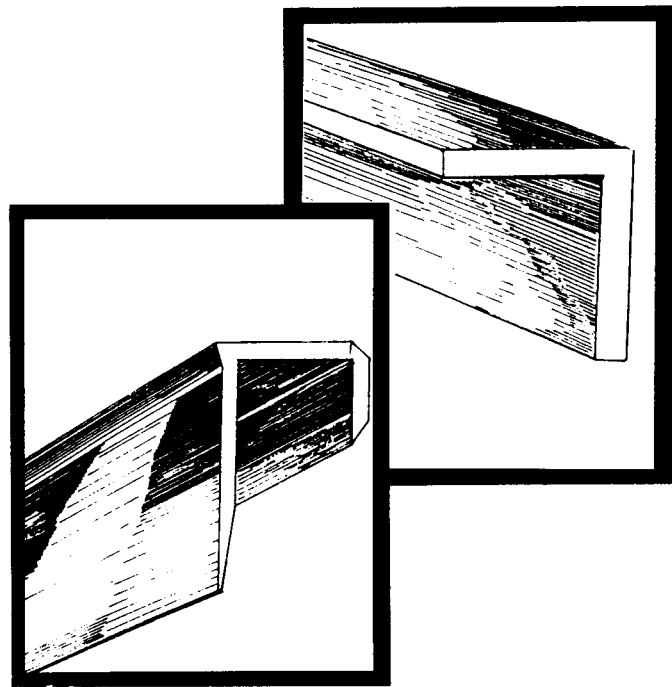


AMERICAN

**METAL
MOULDING
CORP.**



LOCATIONS:

Allentown, PA

7529 Keebler Way

William Penn Industrial Park

Allentown, PA 18106

(800) 220-6018 Fax 395-0800

Philadelphia, PA

1801 N. American Street

Philadelphia, PA 19122

(215) 634-3100

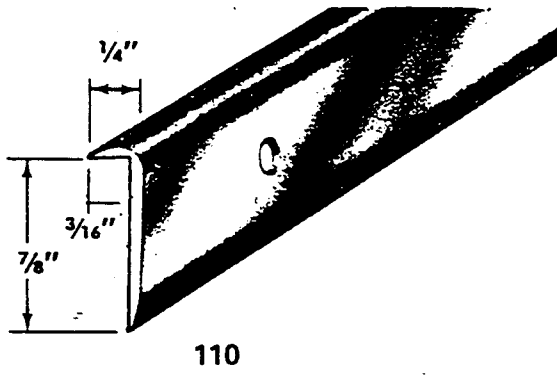
fax 634-6834

PRODUCT CLASSIFICATION INDEX

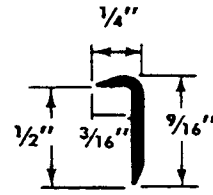
	<i>Page</i>
Angles	17-18
Bars Flat Stock	14
Bindings	4
Cabinet and Sliding Door Shapes	21-22
Caps	7-8
Carpet Workroom Sections	3-4
Channels	16-17
Channel Type Counter Nosings	13
Corners	5-7-8
Coves	6-8-13
Dividers	7-8
Edgings	4-5
Face Nosings	1
Non-Drip Mouldings	5
Ovals Panel Strips	16
Pilaster	22
Price Tag Mouldings	15
Snap On Mouldings with Track	9
Stair Nosings	2-3
Tee Mouldings	10-11-12
Thresholds	19-20
Tubing	14

NUMERICAL INDEX

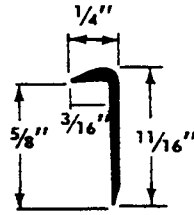
Cat. No.	Page	Cat. No.	Page	Cat. No.	Page	Cat. No.	Page	Cat. No.	Page	Cat. No.	Page
AMG-2	2	145HS	3	248	14	660	7	1950	21	SS463	8
AMG-2G	2	E-150	14	248-8	14	661	7	1975	21	SS464	8
AMG-3	16	150	4	250	14	662	7	2000	21	SS465	8
AMG-3G	16	150HG	3	251	16	663	7	2002	21	SS467	8
E-01	14	150HS	3	252	16	664	6	2005	21	SS560	8
E-02	14	155	4	253	16	665	5	2010	21	SS561	8
E-03	14	155HG	4	254	16	750	7	2015	21	SS660	8
E100	14	155HS	4	255	16	760	7	2020	21	SS661	8
E214	14	160	4	256	16	761	7	2025	21	SS662	8
E215	14	165HG	4	265	16	762	7	2030	21	SS663	8
E-50	14	165HS	4	275	16	763	7	2040	21	SS664	8
E-75	14	165	4	276	16	764	6	2050	22	SS665	9
SS4781	17	167	4	277	16	805	18	2060	22	SS670	9
4600TAL	22	169	4	280	16	810	18	2065	22	SS675	9
4600BG	22	170	4	283	16	825	18	2070	22	SS680	9
189-3008D	22	E-175	14	286	16	830	18	2100	22	SS685	9
189-3006V	22	175	5	287	16	835	18	2200	22	SS690	9
2	5	176	5	288	16	840	18	2300-S	22	SS695	9
13	5	177	5	289	16	850	7	2400-G	22	SS700	9
P-14	22	180	6	290	16	860	7	4000HS	3	SS705	9
25-S	21	181	6	291	16	861	7	4025HG	3	SS710	9
28	5	183	6	295	18	862	7	4500S	22	SS715	9
32	5	184	6	300	18	863	7	4600TAL	22	SS717	17
36	5	185	6	305	18	870	18	4600BG	22	SS720	17
56	5	186	10	310	18	875	18	5000HS	4	SS725	17
85	5	187	10	315	18	885	18	5025HG	4	SS725-T	17
88	5	188	10	320	18	890	18	6000HS	3	SS730	17
100	1	189	10	325	18	960	7	6025HG	3	SS735	17
103	1	190	10	330	18	964	6	7000HS	3	SS740	17
105	1	191	10	335	18	1000	19	7025HG	3	SS745	17
110	1	192	10	340	18	1000-S	19	E1225	18	SS747	17
112	1	192-16	1	345	18	1003	19	E1227	18	SS750	17
115	1	192-19	1	350	18	1003-S	19	SS75	9	SS755	17
120	1	193	10	390	18	1004	19	SS78	9	SS760	8
121	5	194	10	395	18	1005	19	SS118	9	SS761	8
124	1	195	10	400	18	1006	19	SS125	9	SS762	8
125	2	196	10	405	18	1007	19	SS186	12	SS763	8
127	2	197	10	410	18	1260	7	SS191	12	SS900	13
130	2	198	10	415	18	1261	7	SS195	12	SS901	13
130HG	3	199	10	460	7	1262	7	SS198	12	SS905	13
130HS	3	200	10	461	7	1263	7	SS202	12	SS906	13
132	2	201	10	464	6	1360	7	SS205	12	SS907	13
132HG	3	202	11	465	5	1500	20	SS210	12	SS910	13
132HS	3	205	11	466	6	1525	20	SS289	16	SS915	13
133	2	215	11	467	6	1550	20	SS295	17	SS920	13
133HG	3	220	14	515	15	1560	20	SS305	17	SS925	13
133HS	3	220-8	14	520	15	1570	20	SS315	17	SS960	8
135HG	2	225	14	525	15	1600	19	SS325	17	SS961	8
135HS	2	225-8	14	545	15	1700	19	SS327	17	SS962	8
138	5	230	14	560	7	1750	20	SS330	17	SS963	8
140	4	230-8	14	564	6	1750-W	20	SS340	17	SS999	13
140HG	3	235	14	565	5	1800	20	SS350	17	SS1060	8
140HS	3	235-8	14	570	15	1800-W	20	SS460	8		
145	4	240-8	14	575	15	1918	21	SS461	8		
145HG	3	247	14	580	15	1925	21	SS462	8		



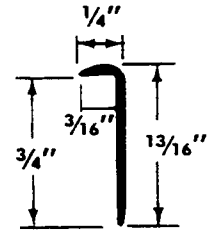
110



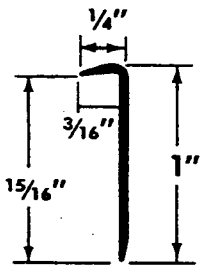
100



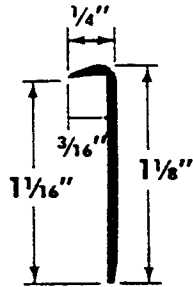
103



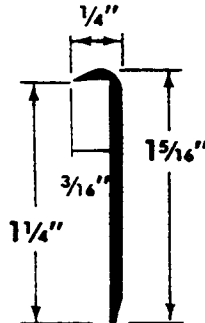
105



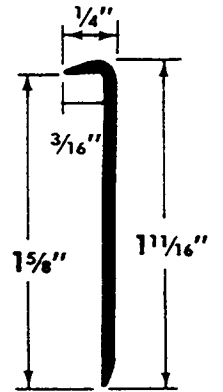
112



115

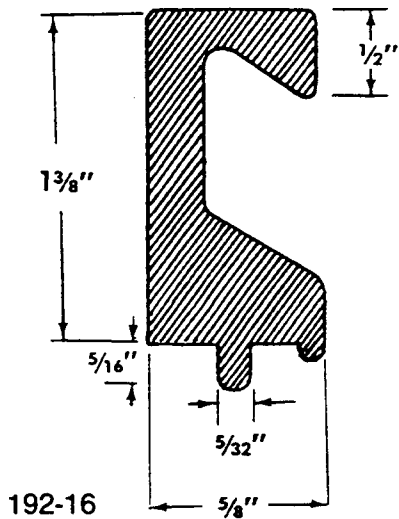


120

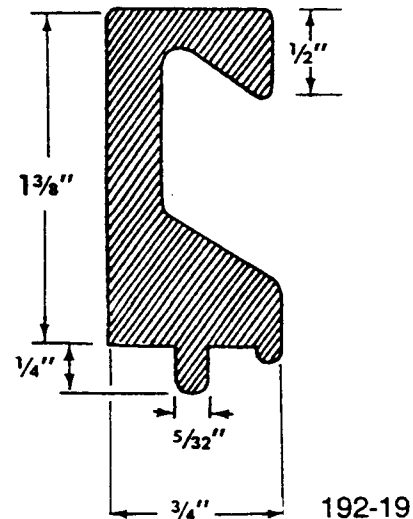


124

SOLID OAK PULLS FOR DRAWERS AND CABINET DOORS



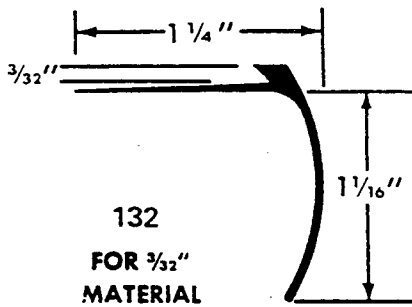
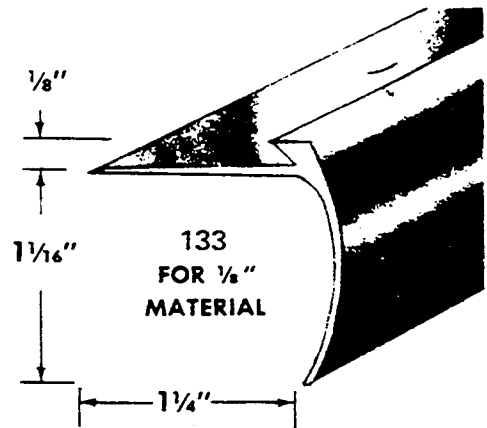
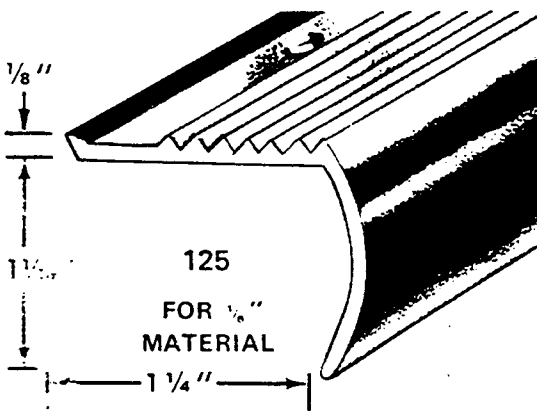
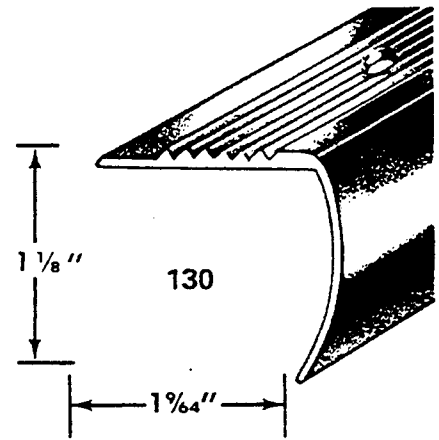
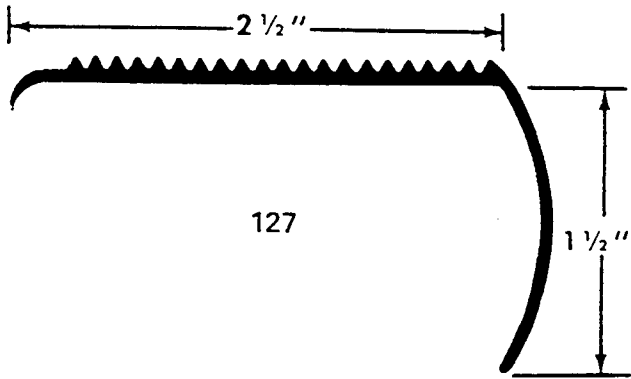
192-16



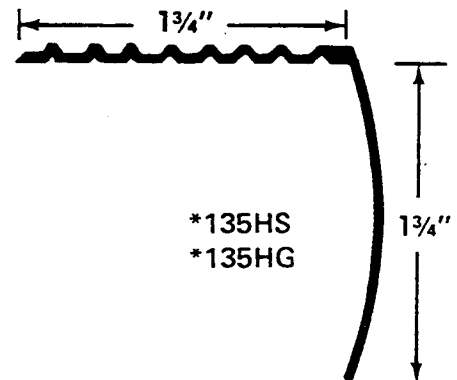
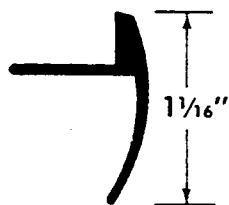
192-19

- Bundled random lengths of 2 feet to 10 feet per profile
Approximately 100 feet of material per bundle
- Material is unsanded

STAIR NOSINGS EXTRUDED ALUMINUM



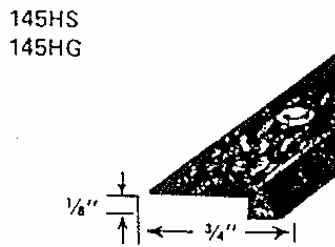
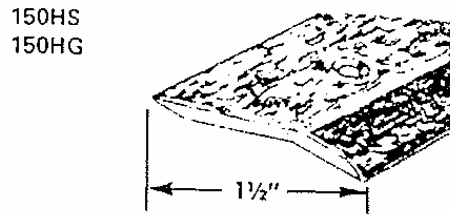
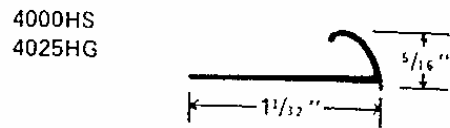
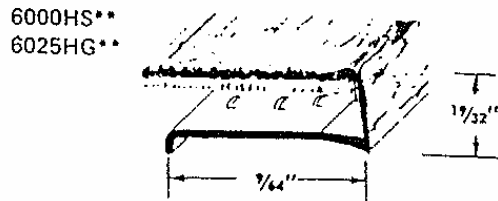
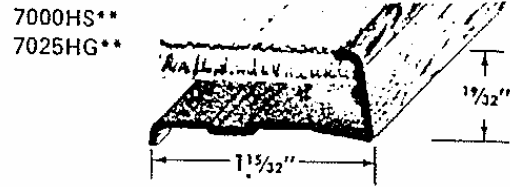
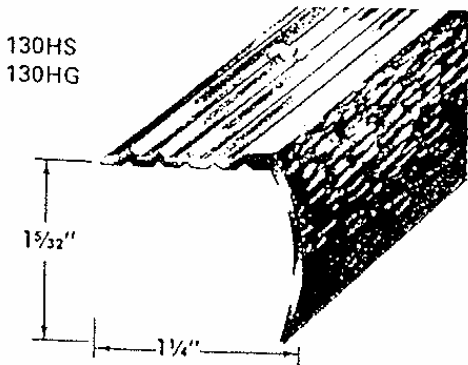
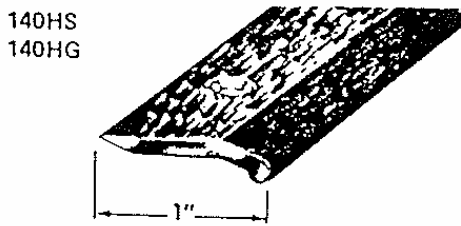
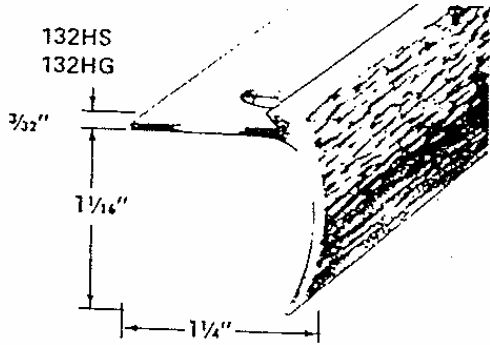
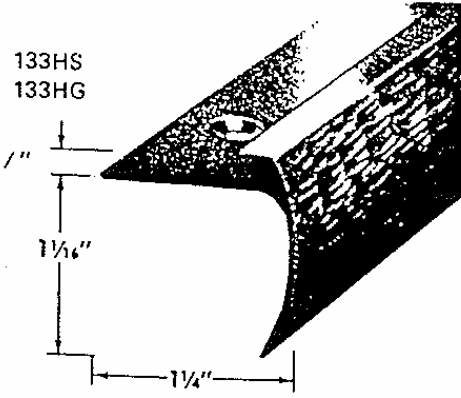
AMG-2
AMG-2G
FOR 3/8" MATERIAL



*HS - HAMMERED SILVER & HG - HAMMERED GOLD
STANDARD LENGTHS - 12 FEET

HAMMERED FACED DECORATIVE TRIM

*HS – HAMMERED SILVER & HG – HAMMERED GOLD


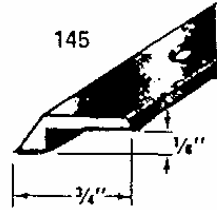


STANDARD LENGTHS – 12 FEET

** ALSO AVAILABLE IN FLEX-TRIM

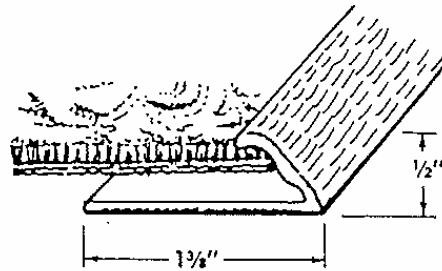
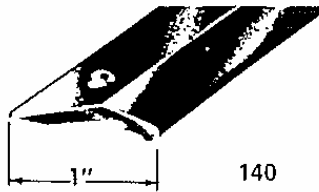
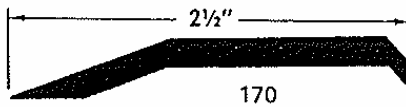
BINDINGS AND EDGINGS EXTRUDED ALUMINUM

OVERLAP DOOR EDGING

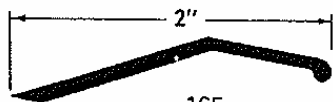
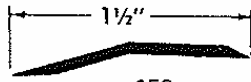


* Flex-Trim Carpet Guard
Notched for free form application
Available for Series - 5000, 6000, 7000

CARPET EDGING

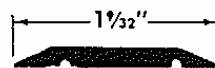
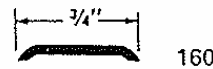


* 5000HS
* 5025HG



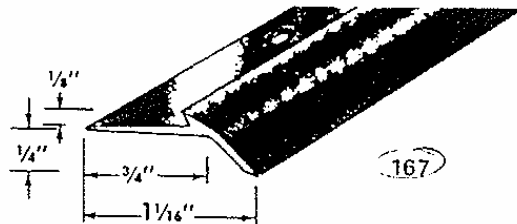
* 165 HS
* 165 HG

BINDER BAR



* 155HS
* 155HG

DOOR EDGE use with 1/4" underlayment material

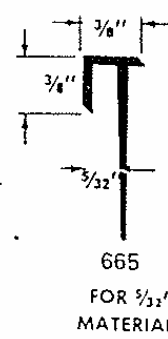
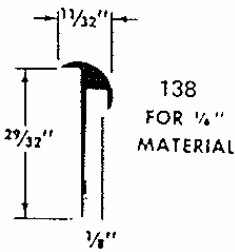
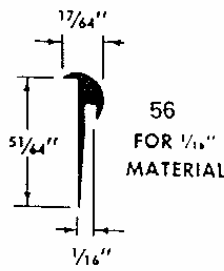
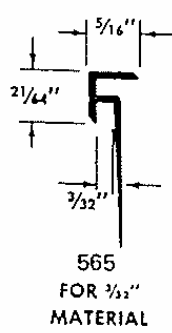
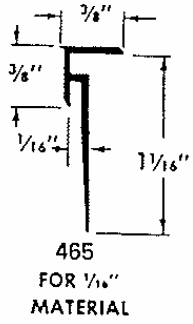


*HS - HAMMERED SILVER & HG - HAMMERED GOLD

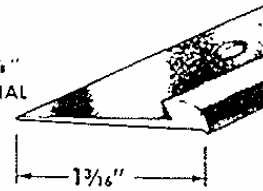
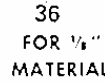
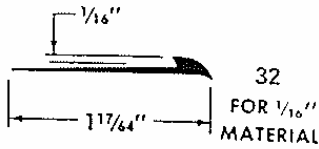
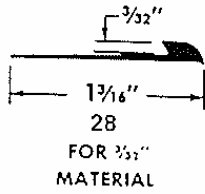
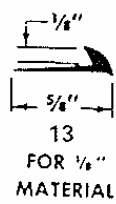
STANDARD LENGTHS - 12 FEET

EXTRUDED ALUMINUM OUTSIDE CORNERS—EDGINGS

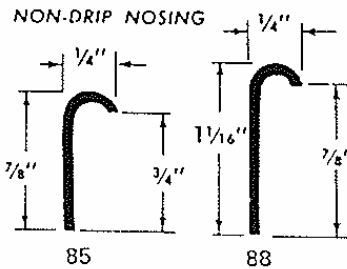
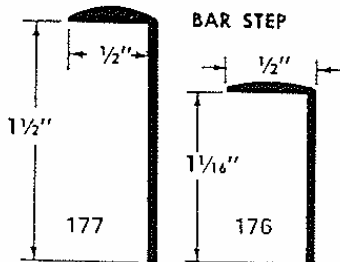
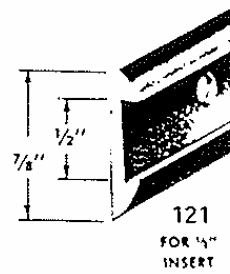
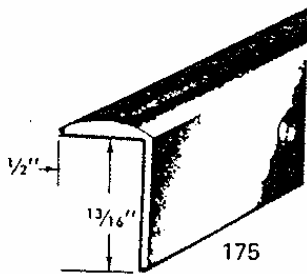
OUTSIDE CORNERS



EDGINGS



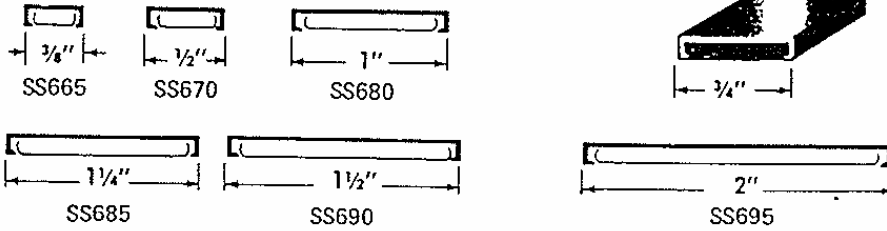
BAR STEP MOULDINGS • NON-DRIP MOULDINGS



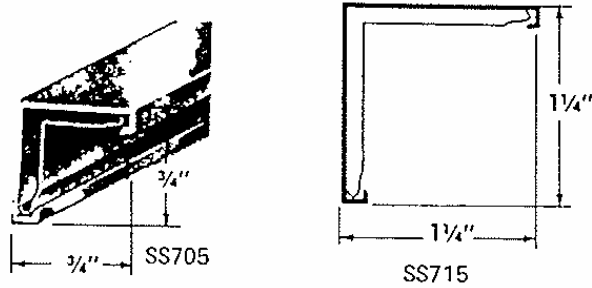
STANDARD LENGTHS — 12 FEET

SNAP-ON MOULDINGS

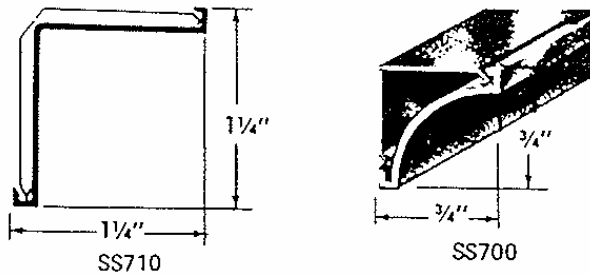
FLAT TOP WITH TRACK



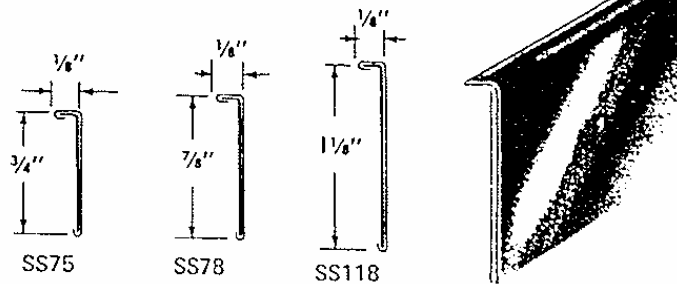
OUTSIDE CORNER WITH TRACK



INSIDE CORNER WITH TRACK



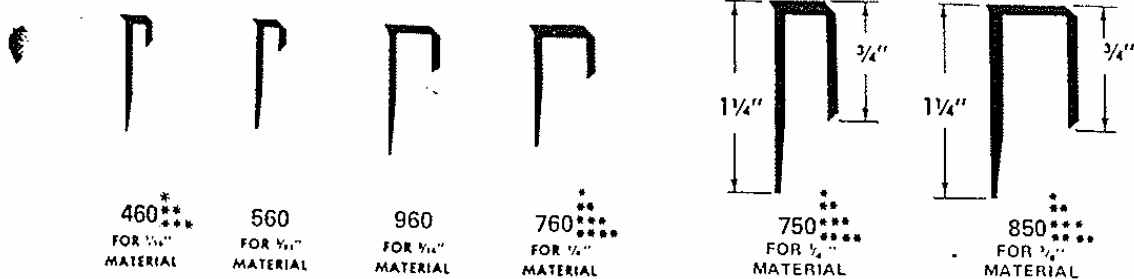
OVERLAP COUNTER NOSINGS



STANDARD LENGTHS - 12 FEET

EXTRUDED ALUMINUM ALLOY MOULDINGS

CAP STRIP



460*
FOR 1/4" MATERIAL

560
FOR 1/4" MATERIAL

960
FOR 1/4" MATERIAL

760*
FOR 1/4" MATERIAL

750*
FOR 1/2" MATERIAL

850*
FOR 1/2" MATERIAL

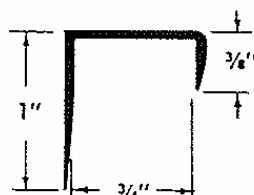


660*
FOR 1/2" and 1/8" Material



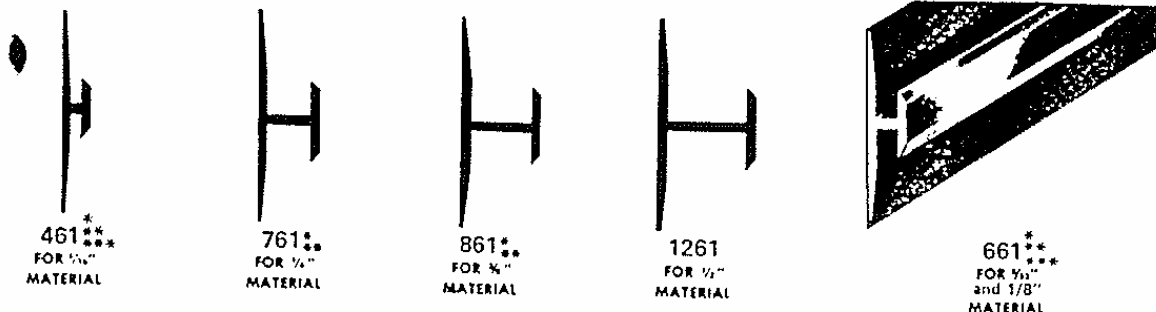
860*
FOR 1/2" MATERIAL

1260
FOR 1/2" MATERIAL



1360
FOR 1/2" MATERIAL

DIVIDER BAR



461*
FOR 1/4" MATERIAL

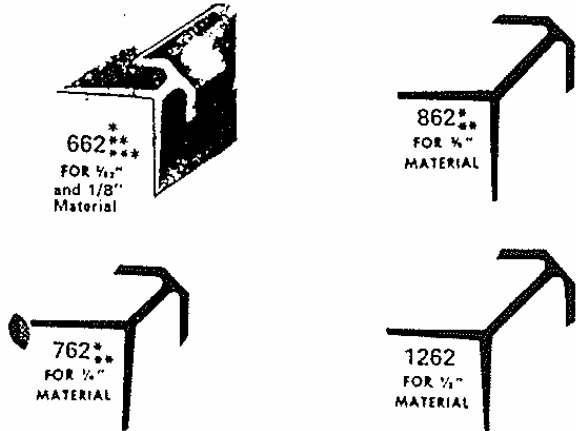
761*
FOR 1/4" MATERIAL

861*
FOR 1/4" MATERIAL

1261
FOR 1/4" MATERIAL

661*
FOR 1/2" and 1/8" MATERIAL

OUTSIDE CORNER



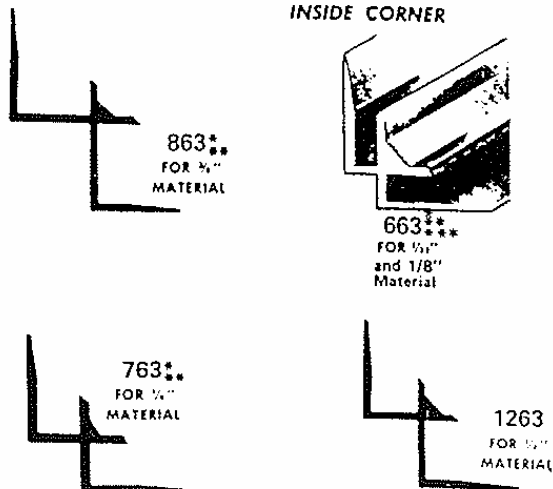
662*
FOR 1/2" and 1/8" Material

862*
FOR 1/4" MATERIAL

762*
FOR 1/4" MATERIAL

1262
FOR 1/4" MATERIAL

INSIDE CORNER



863*
FOR 1/4" MATERIAL

663*
FOR 1/2" and 1/8" Material

763*
FOR 1/4" MATERIAL


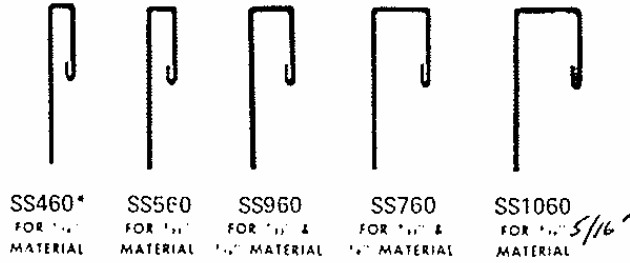
1263
FOR 1/4" MATERIAL

* ALSO AVAILABLE IN 8 FOOT LENGTHS


*** ALSO AVAILABLE IN SATIN GOLD

STAINLESS STEEL MOULDINGS

CAP STRIP

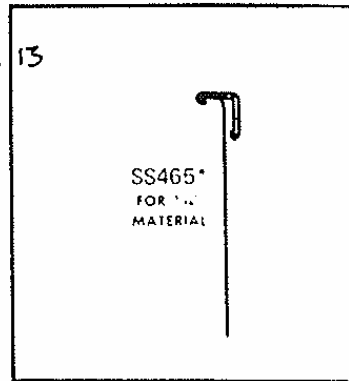


TUB COVE

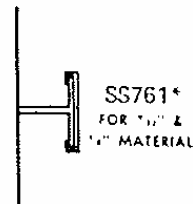
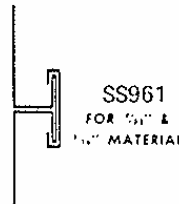
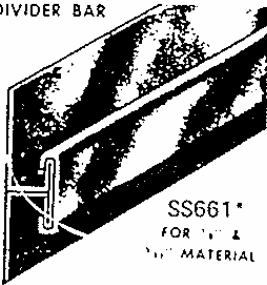


900-SS NAILED TO C-TOP PG. 13

COMBINATION COVE




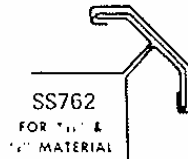
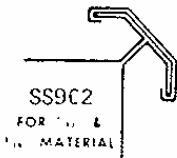
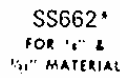
DIVIDER BAR



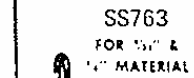
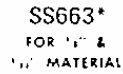
Double Flange



OUTSIDE CORNER



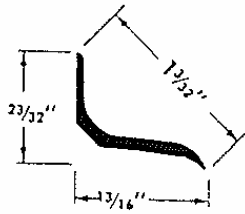
INSIDE CORNER



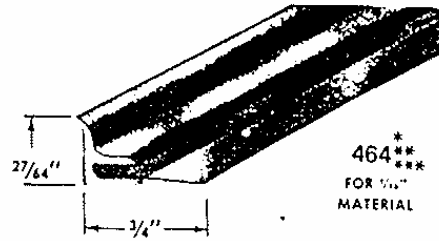
*AVAILABLE IN 8 FOOT LENGTHS

STANDARD LENGTHS - 12 FEET

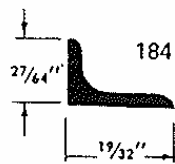
COVE MOULDINGS EXTRUDED ALUMINUM ALLOY MOULDINGS



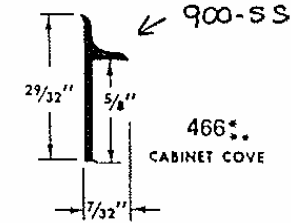
183



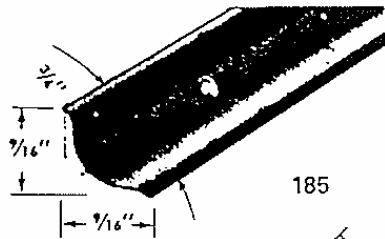
464***
FOR 1/8" MATERIAL



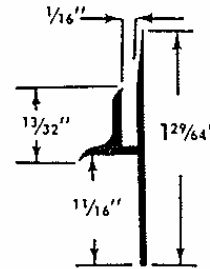
184



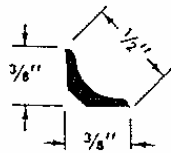
466*
CABINET COVE



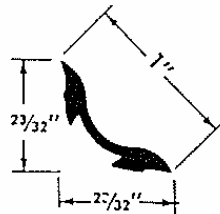
185



467*
FOR 1/8" MATERIAL



180



181

TUB COVE



564
FOR 1/8" MATERIAL



664*
FOR 1/8" MATERIAL



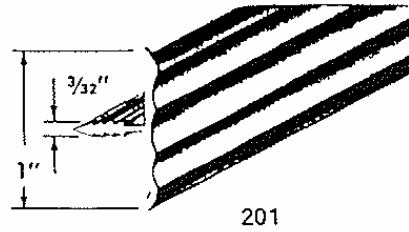
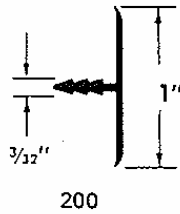
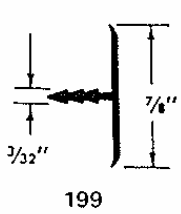
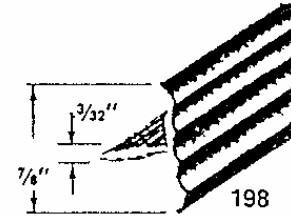
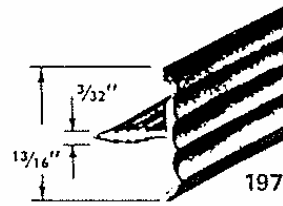
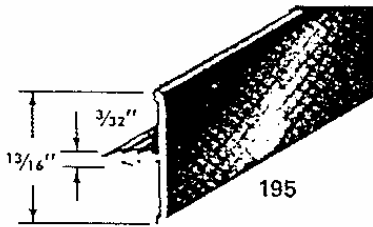
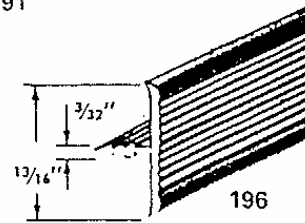
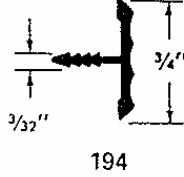
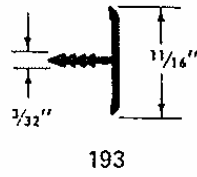
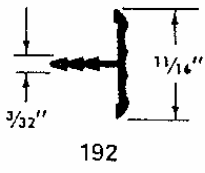
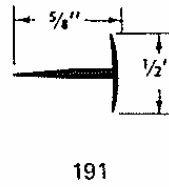
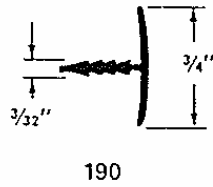
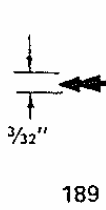
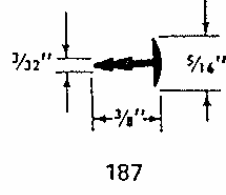
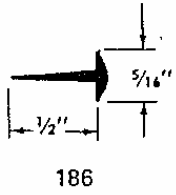
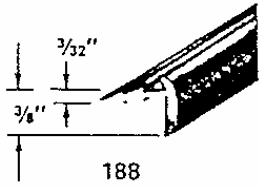
964
FOR 3/16" Material



764*
FOR 1/8" and 1/8" Material

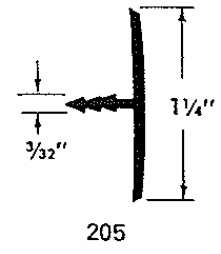
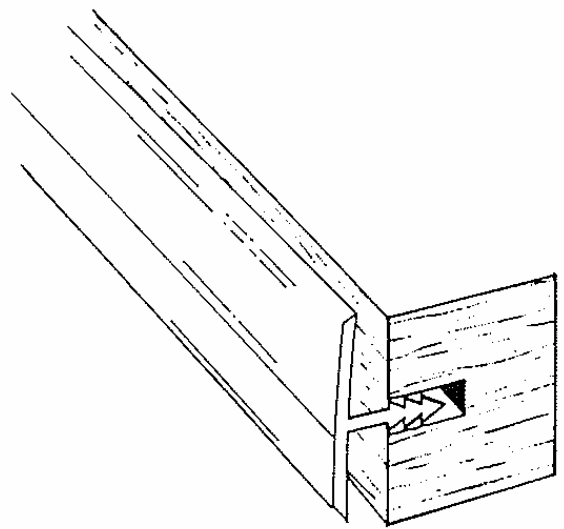
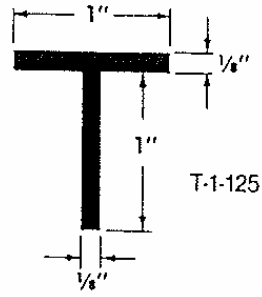
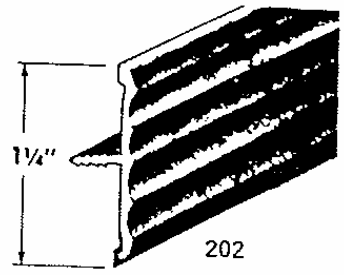
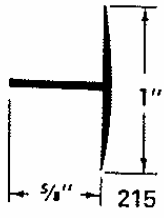
STANDARD LENGTHS - 12 FEET

TEE NOSINGS EXTRUDED ALUMINUM ALLOY

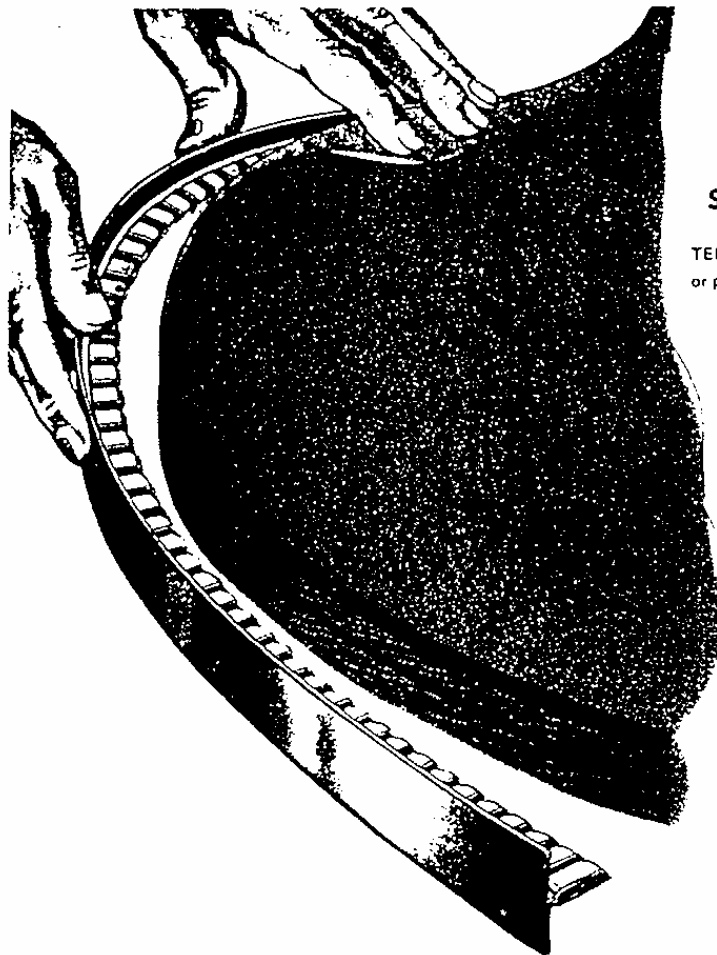


AVAILABLE IN 12' AND 16' LENGTHS

EXTRUDED ALUMINUM ALLOY TEE NOSINGS

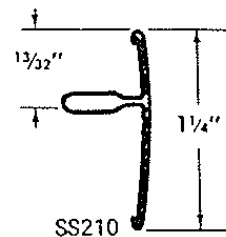
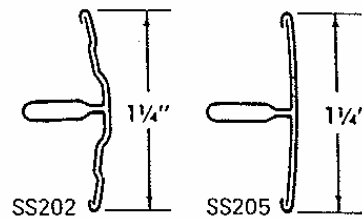
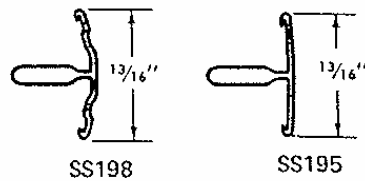


AVAILABLE IN 12' AND 16' LENGTHS



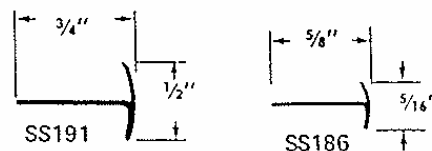
SLOTTED-LEG TEE MOULDINGS
(PATENTED)

TEE MOULDING. Available with grooved face (crowned) or plain face (crowned). Face widths, 13/16 and 1 1/4".



Stainless Steel Tee moulding will not distort, crack or turn black. Slotted-Leg Tee Mouldings save time and money on installation . . . no expensive preforming . . . bends readily around radii as small as 1 1/2" and without special tools. Rectangular leg slots give full nailing surface and extreme flexibility . . . yet retain needed rigidity.

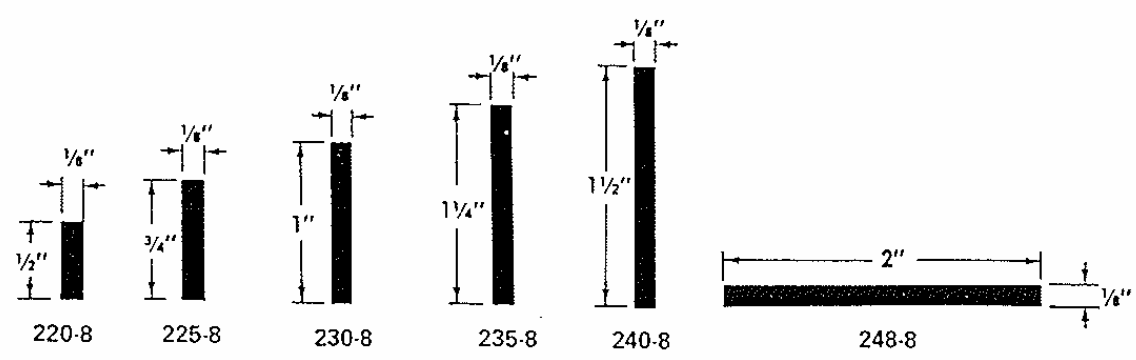
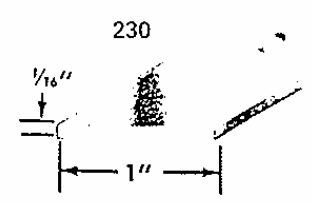

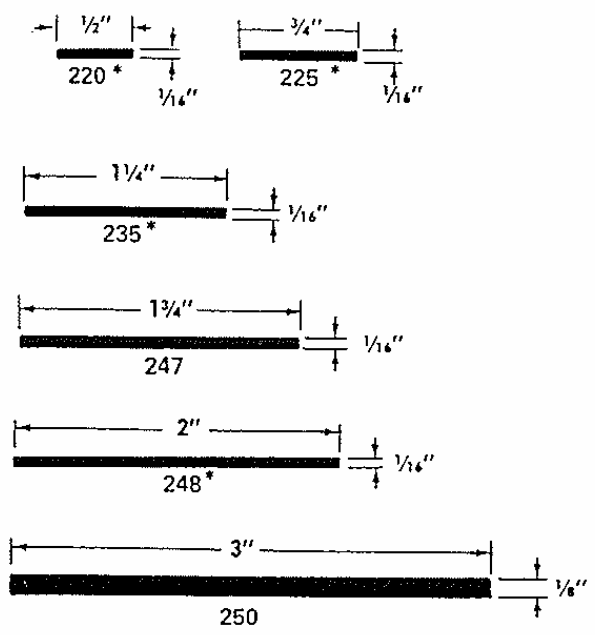
Slotted Leg Tee Moulding is applied rapidly and easily to varied contours . . . Gentle tapping action with hand or soft mallet seats moulding firmly in place.



STANDARD LENGTHS - 12 FEET

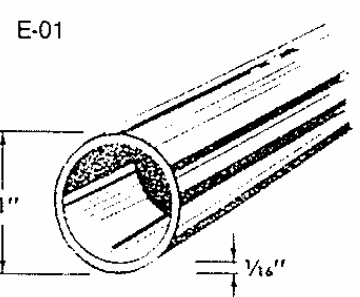
FLAT STOCK—TUBES—SQUARES EXTRUDED ALUMINUM ALLOY MOULDINGS

FLAT STOCK



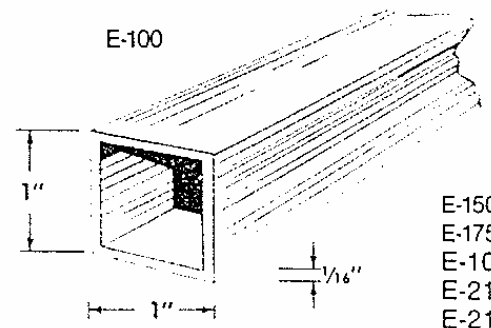
* AVAILABLE IN SATIN GOLD 12 FOOT LENGTHS UNDRILLED

38 - 3/8" Solid Rod



- E-50-1/2"
- E-75-3/4"
- E-01-1"
- E-02-1 1/4"
- E-03-1 1/2"

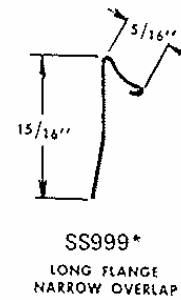
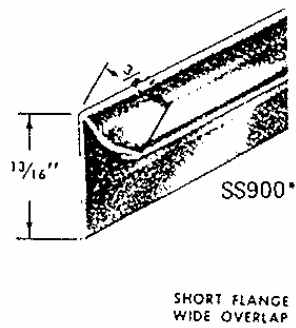
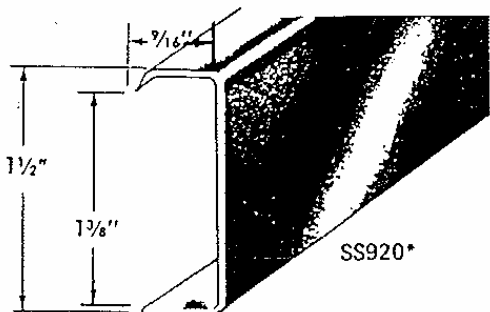
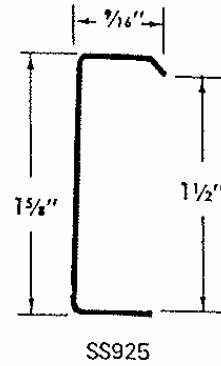
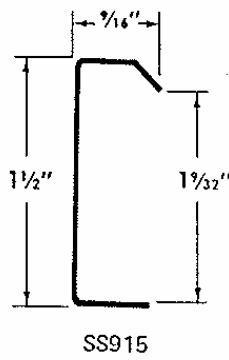
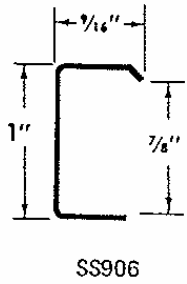
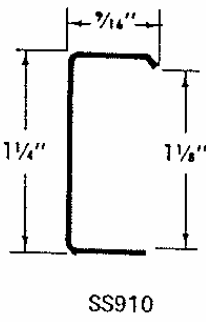
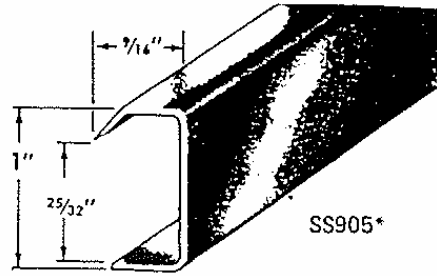
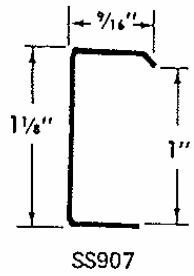
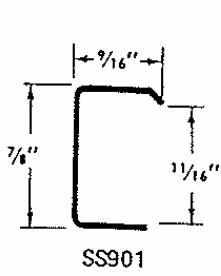
AVAILABLE IN MILL AND ANODIZED CLEAR



- E-150-1/2"
- E-175-3/4"
- E-100-1"
- E-214-1 1/4"
- E-215-1 1/2"

STANDARD LENGTHS 12 & 16 FEET

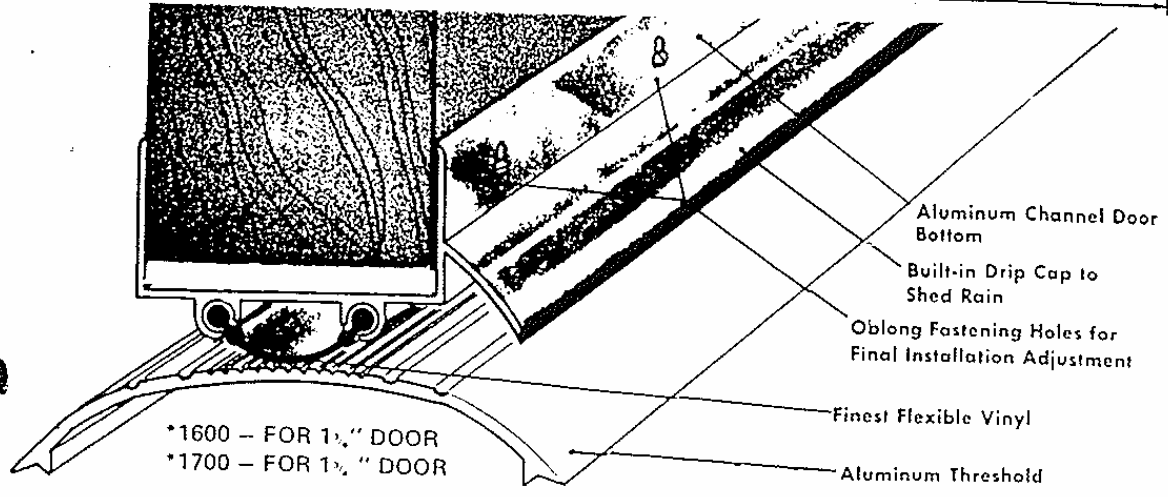
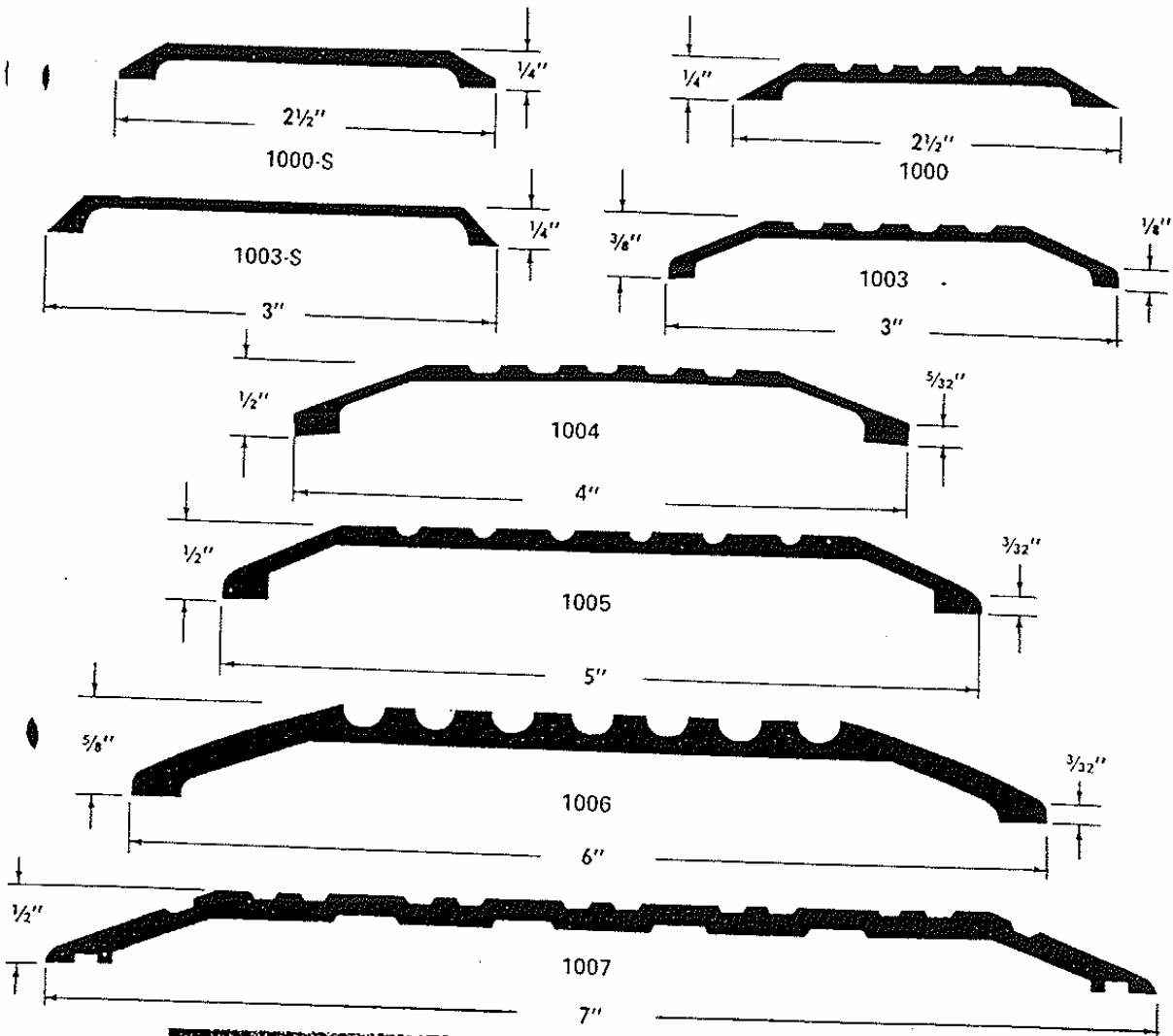
STAINLESS STEEL MOULDINGS (SNAP-ON TYPE) CHANNEL TYPE COUNTER NOSINGS



STANDARD LENGTHS - 12 FEET

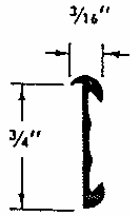
*AVAILABLE IN ALL STANDARD LENGTHS 8 FT. THRU 16 FT.

EXTRUDED ALUMINUM ALLOY MOULDINGS THRESHOLDS

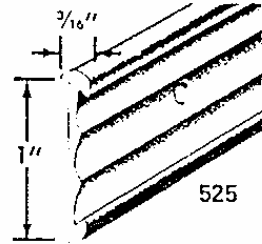


*AVAILABLE IN VARIOUS LENGTHS
*AVAILABLE IN ALUMINUM

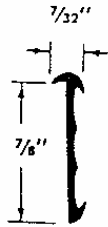
EXTRUDED ALUMINUM PRICE TAG MOULDINGS



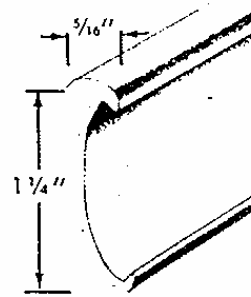
515
FOR 1/4"
PRICE TAG



525
FOR 1/4"
PRICE TAG



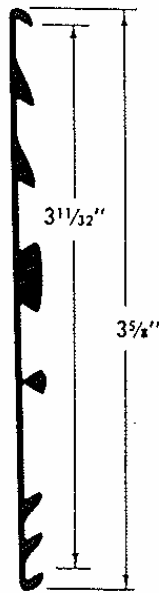
520
FOR 3/8"
PRICE TAG



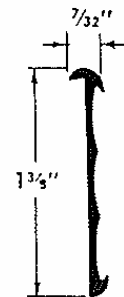
545
FOR 1 1/4"
PRICE TAG



580
FOR 3 1/2"
PRICE TAG



570
FITS ALL
PRICE TAGS

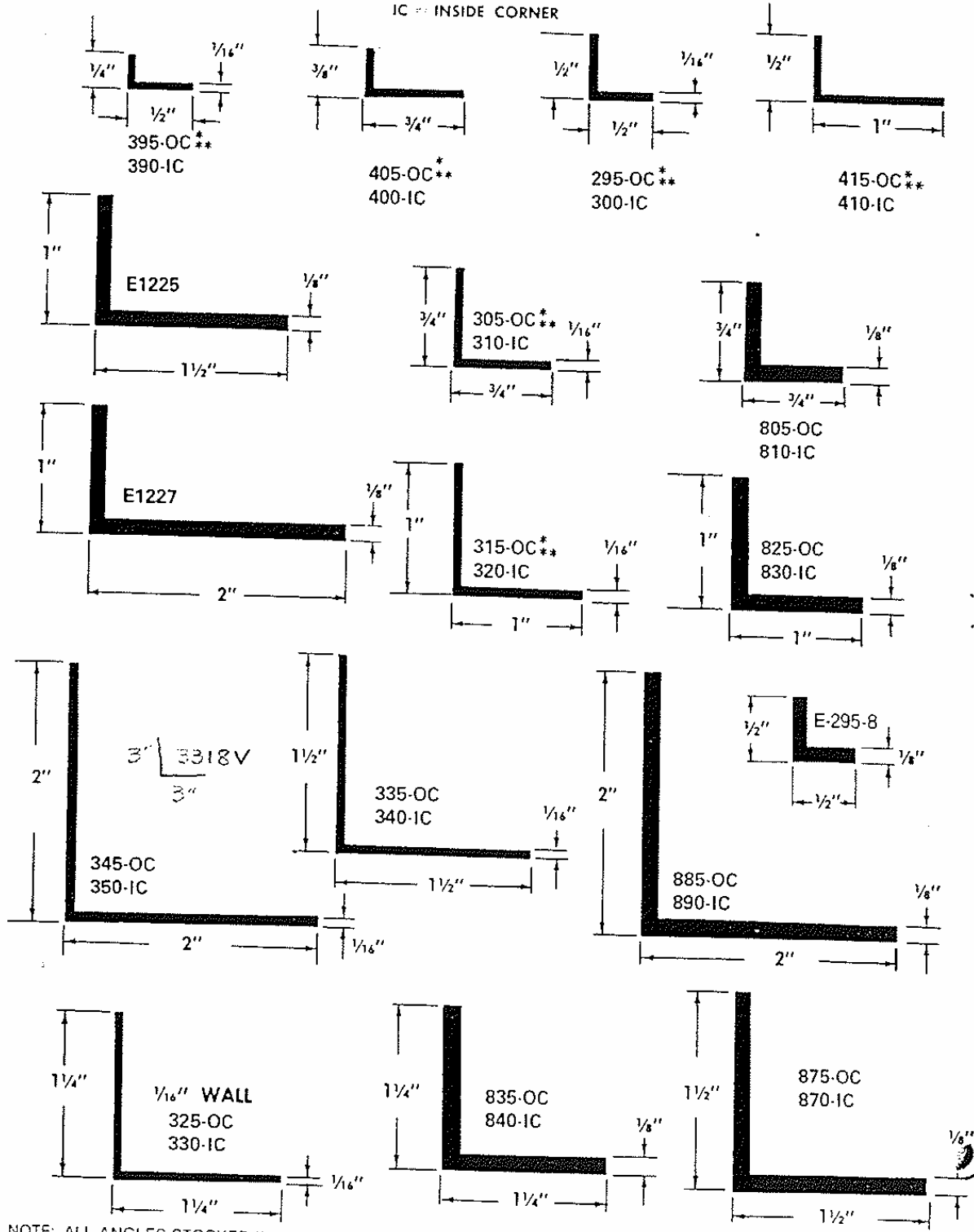


575
FOR 1 1/4"
PRICE TAG

STANDARD LENGTHS - 12 FEET

ANGLES EXTRUDED ALUMINUM ALLOY MOLDINGS

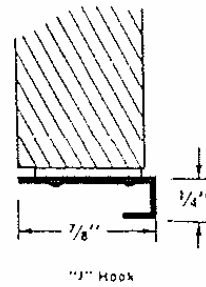
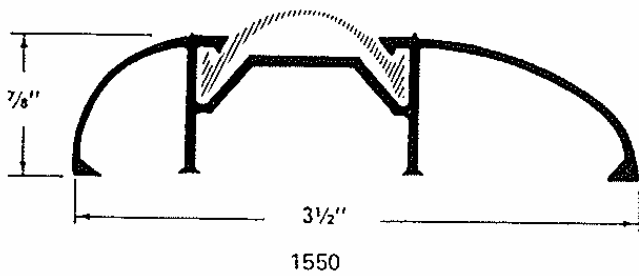
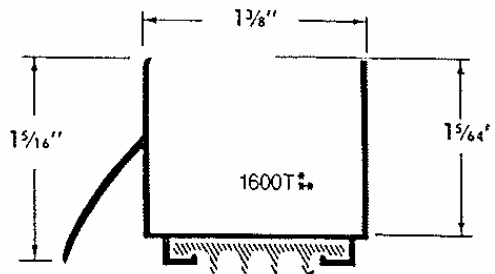
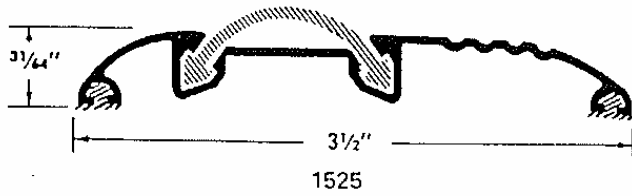

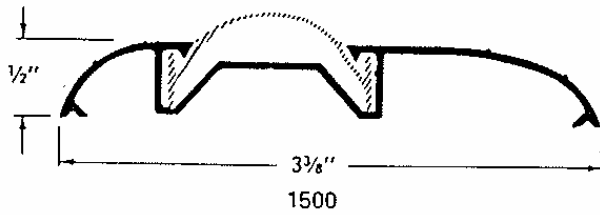
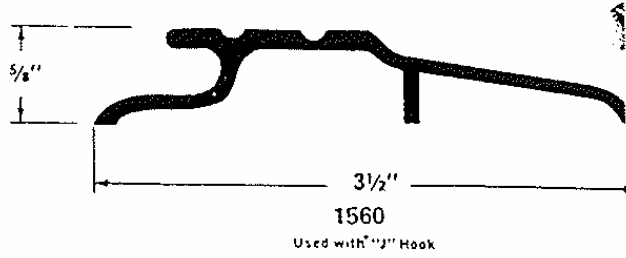
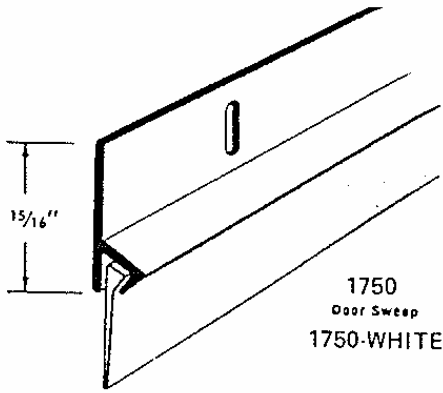
OC = OUTSIDE CORNER
IC = INSIDE CORNER



NOTE: ALL ANGLES STOCKED IN ANODIZED CLEAR AND MILL FINISH
** AVAILABLE IN COLORIZED BRONZE

* AVAILABLE IN SATIN GOLD
STANDARD LENGTHS - 12 FEET

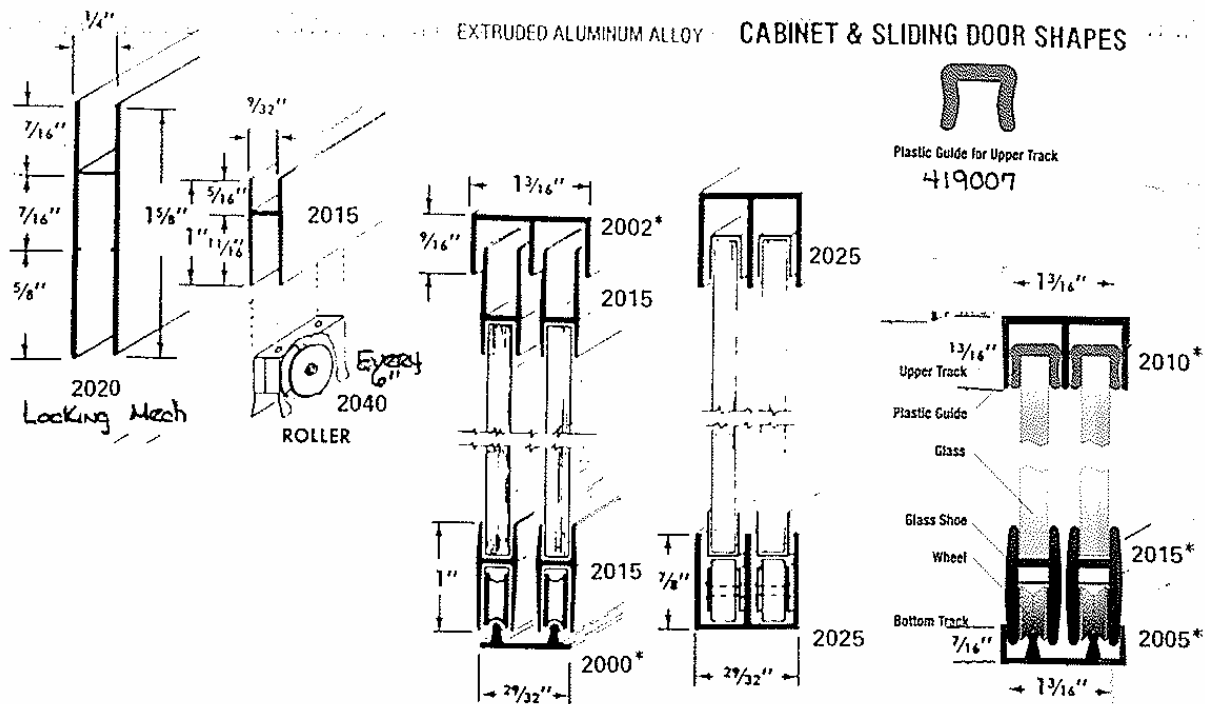
THRESHOLDS EXTRUDED ALUMINUM ALLOY



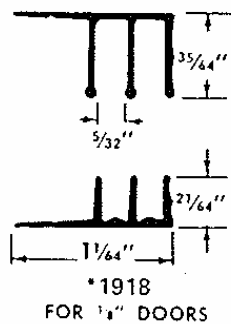
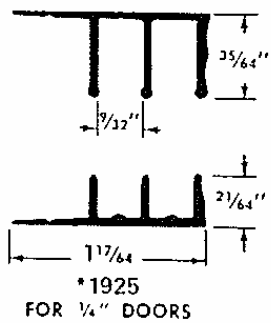
* ALSO AVAILABLE 1 3/4" STYLE NO. 1700T
** ALSO AVAILABLE IN GOLD

AVAILABLE IN VARIOUS LENGTHS

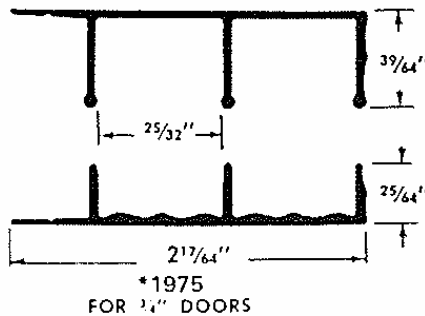
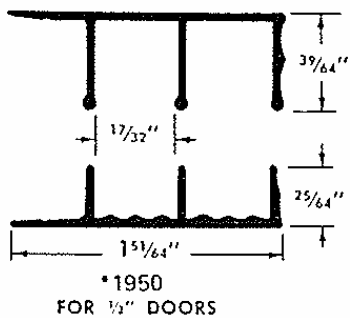
EXTRUDED ALUMINUM ALLOY CABINET & SLIDING DOOR SHAPES



* AVAILABLE IN COLORIZED BRONZE-12 FEET



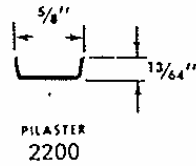

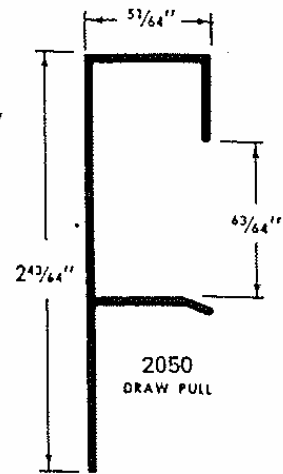
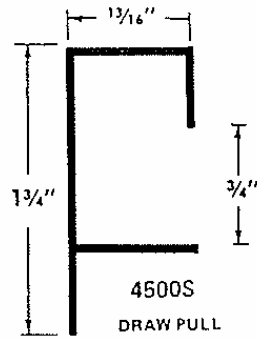
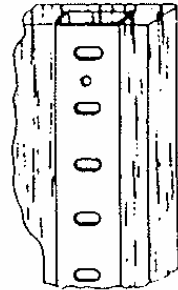
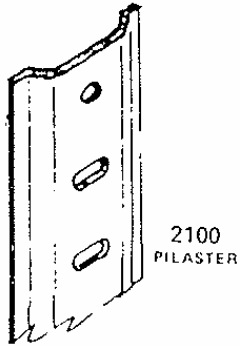
NS



STANDARD LENGTHS - 12 FEET

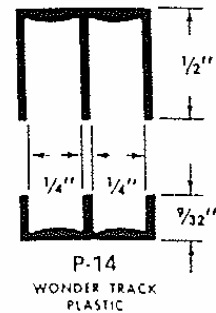
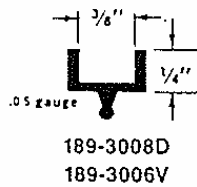
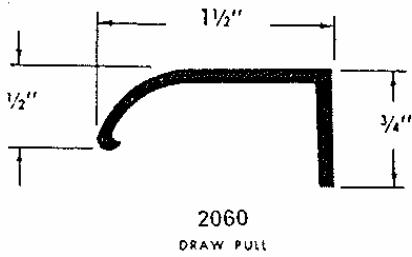
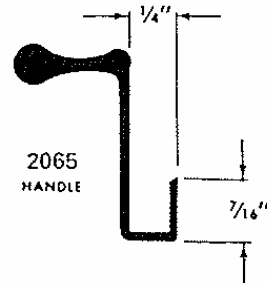
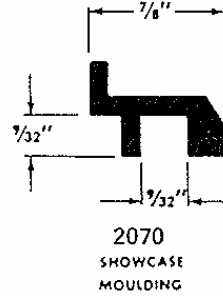
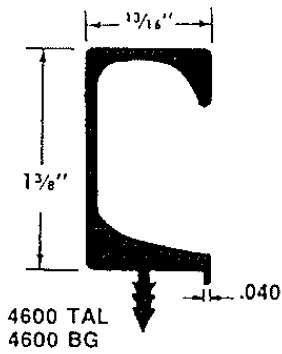
* ALSO AVAILABLE 3', 4', 6', 8', 12' LENGTHS

CABINET & SLIDING DOOR SHAPES EXTRUDED ALUMINUM ALLOY



Pilaster Available in:

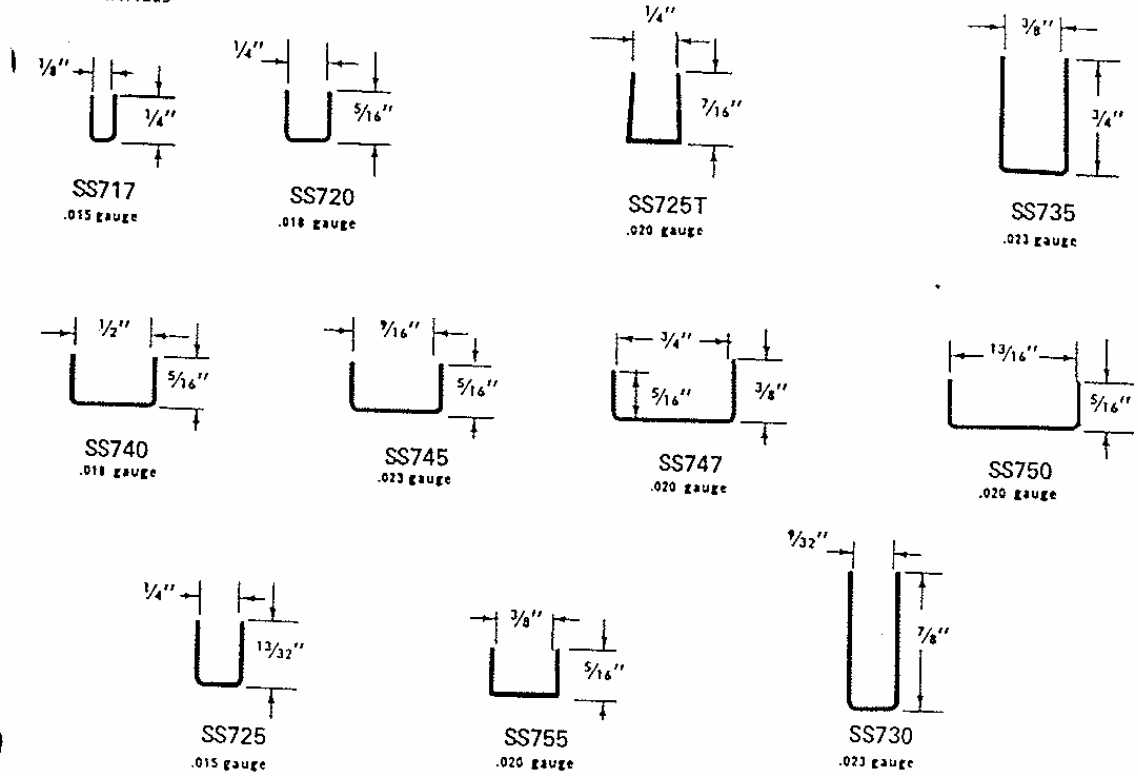
- Cadmium
- Nickel Plate
- Brass Plate
- Aluminum



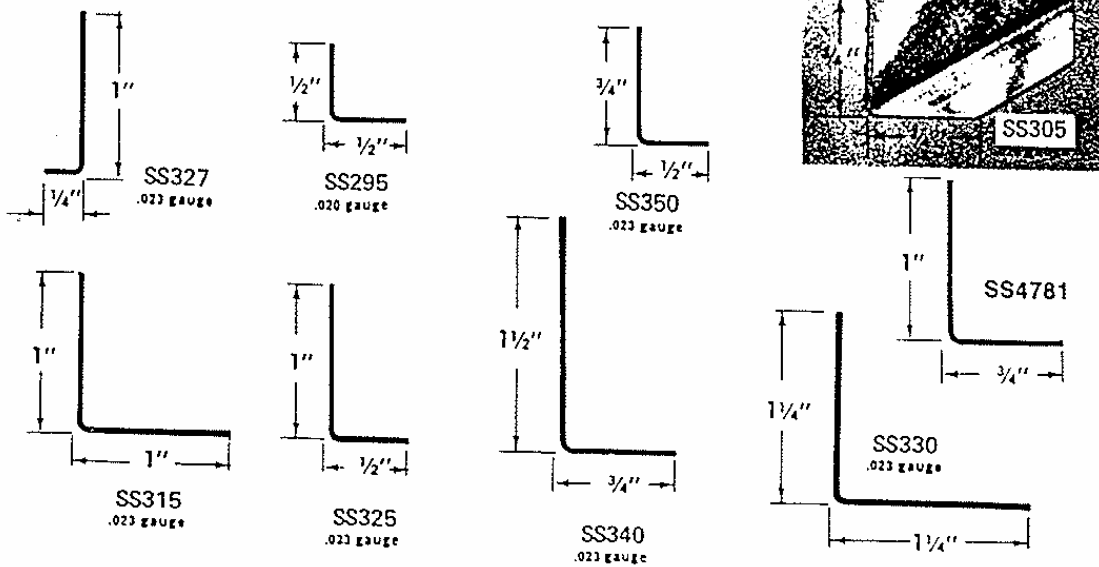
STANDARD LENGTHS - 12 FEET

STAINLESS STEEL MOULDING CHANNELS AND ANGLES

CHANNELS



ANGLES

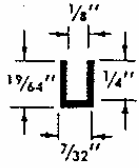


STANDARD LENGTHS - 12 FEET

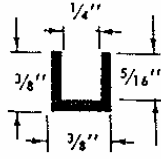
CHANNELS—OVAL PANEL STRIPS—SOLID EXTRUDED ALUMINUM ALLOY

Ask: what size material will be used

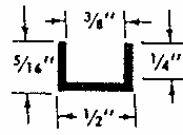
CHANNELS



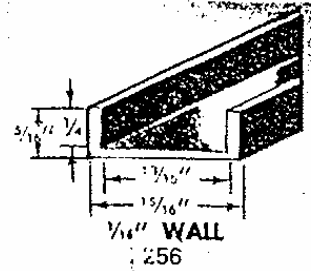
251



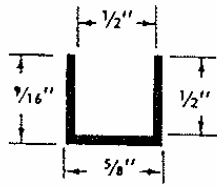
255



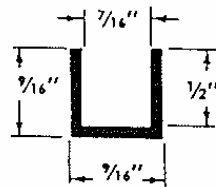
252



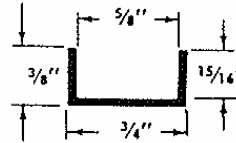
256



265



253

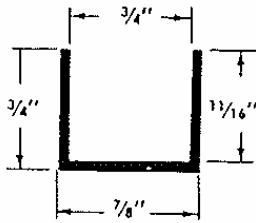


254

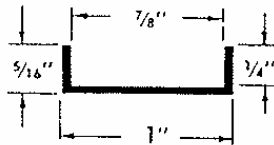
15/16"

285AE

Project Prop

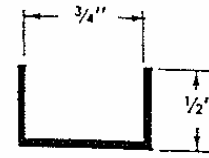


275

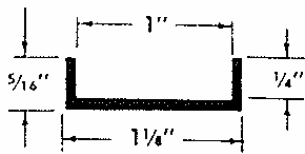


284

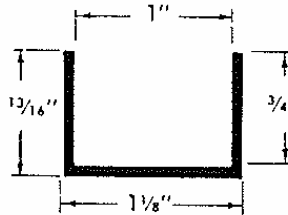
276



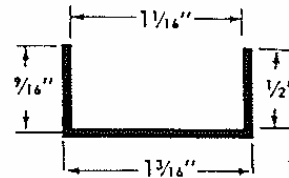
.050 Wall
277



280

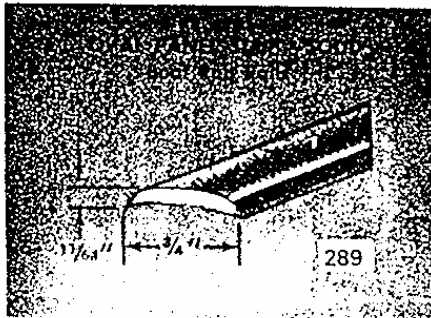


283

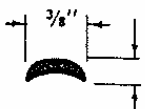


AMG3
AMG3G

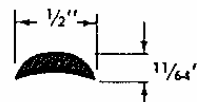
265-PFV Pandaylex wdg. H



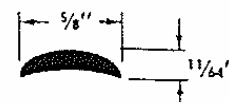
289



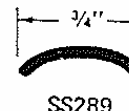
286



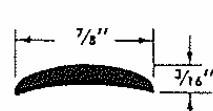
287



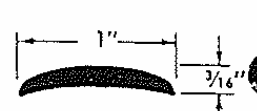
288



SS289
Stainless Steel



290



291

STANDARD LENGTHS - 12 FEET